
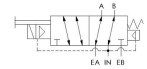





22 Spring Valley Rd.  
Paramus, NJ 07652  
(201) 843-2400  
sales@versa-valves.com

# Valve, 4-Way, Alum, 120VDC

CGS-4232-NB1-PC-XX-D120



## Description

### C5 NAMUR Series Directional Control Valve

The C5 NAMUR Valves are constructed from aluminum and are available as either 4-way ( double-acting actuators) or 3-way (spring return or

fail-safe actuators). The field convertible valve utilizes no special tools, gaskets, or sealants. Relocation of a port plug allows for conversion between 3-way and 4-way.

## Product Features

- Constructed of hard yet lightweight, corrosion-resistant anodized aluminum
- FKM o-ring seals perform reliably with exposure to hydrocarbons or highly corrosive fluids over a broad temperature range: equivalent to Viton®, Fluorel®

## Solenoid Features

- Solenoid coil connection: 1/2" NPT female conduit with 24" wires

## 100% Leak Tested • 10-Year Warranty

## Specifications

Actuation	Solenoid-Pilot   Spring Return
Function	4-way, 2-pos
Port Size	NAMUR 1/4" NPT
Valve Pressure Range (PSI)	15-150 psi
Valve Pressure Range (BAR)	1.03-10.3 bar
Primary Flow	0.75 Cv
Media	Air - Inert Gas, Natural Gas
Gas Temperature Range (F)	-4°F to 104°F
Gas Temperature Range (C)	-20°C to 40°C
Dust Temperature Range (F)	-4°F to 104°F
Dust Temperature Range (C)	-20°C to 40°C
Body & Internal Parts	Aluminum
Weight	1.120000

## Solenoid Specifications

---

Solenoid Description	Hazloc- E5 Class
Voltage	120 V DC ±10% (D120)
Power	7.2 W
Inrush Current (mA)	60
Holding Current (mA)	60
Resistance Ω	2000
Ingress Protection Rating	NEMA 4X
Electrical Protection	Not applicable
Area Classification	Cl I, Grps C,D - Cl II, Grps E,F,G - Cl I, Div 2, Grps A,B,C,D - Cl II, Div 2, Grps E,F,G
Coil Class	Std
T Rating (Gas)	3C
T Rating (Dust)	3C
Solenoid Housing Material	Steel - Plated
Solenoid Seal Material	FKM
Solenoid Connection	1/2" NPT female conduit with 24" wires
Certification	cULus

This spec sheet is intended for informational purposes only and while VERSA strives for accuracy, same does not constitute a warranty or guarantee, express or implied, regarding any products or services described herein. VERSA reserves the right to amend its product designs, details, specifications, and other information at any time without prior notice. VERSA also publishes information on its website at [VERSA-Valves.com](https://www.versa-valves.com) and information can be sought by contacting customer service at 201-843-2400 option 3, or emailing to [sales@versa-valves.com](mailto:sales@versa-valves.com).