



22 Spring Valley Rd.  
Paramus, NJ 07652  
(201) 843-2400  
sales@versa-valves.com

# Valve, 3-Way, Brass, 120V60Hz

## VSG-3301-XDBS4-A120




Image for reference only.  
May not reflect actual product configuration.

© 2018 Versa Products Co., Inc.

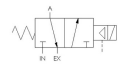



Image for reference only.  
May not reflect actual product configuration.

© 2018 Versa Products Co., Inc.



## Description

### Versa V Series Directional Control Valve

The VERSA 1/4" brass V Series valves are suited for nearly all pneumatic directional control applications. The V Series is designed for trouble-

free performance even in the harshest environments. The integrity of design makes them adaptable to a maximum number of applications with a minimum number of components. This is possible through the modular approach to valve construction, which allows valve bodies and actuating devices to be interchanged end for end and valve for a valve in many cases. The modular approach to this valve design makes thousands of valve variations possible, allowing the customer to "build" his valve to fit his unique specifications.

## Product Features

- Constructed of forged brass for long-lasting, corrosion-resistant strength. Functions without fail when exposed to mud, water, salt, grime, oils and chemicals
- Buna-N/nitrile rubber o-ring seals perform reliably with oil, fuel, and other chemicals over broad temperature range

## Solenoid Features

- Solenoid coil connection: M20 female conduit with integral junction box

## 100% Leak Tested • 10-Year Warranty

## Specifications

Actuation	Solenoid-Pilot   Spring Return
Function	3-way, 2-pos, NC
Port Size	Body Ported, 1/4" NPT
Valve Pressure Range (PSI)	VAC-175 psi
Valve Pressure Range (BAR)	VAC-12.1 bar
Primary Flow	1.8 Cv
Media	Air - Inert Gas, Natural Gas
Pilot Pressure Range (PSI)	40-175 psi
Pilot Pressure Range (BAR)	2.76-12.1 bar
Temperature Range (F)	-4°F to 194°F
Temperature Range (C)	-20°C to 90°C
Body & Internal Parts	Brass
Weight	3.930000

## Solenoid Specifications

Solenoid Description	Hazloc - E4 Class XDB Option
Voltage	120 V 60 Hz ±10% (A120)
Power	3.2 VA
Inrush Current (mA)	57
Holding Current (mA)	27
Resistance Ω	687
Ingress Protection Rating	IP66 / 67 / 68, NEMA 4X & 6P
Electrical Protection	Not applicable
Area Classification	Cl I, Zn 1 A/Ex db IIC - Cl II, Zn 21 AEx tD A21, DIP A21, II 2 G Ex db IIC T4 Gb , II 2 D Ex tb IIIC IP66 T135°C Db
Coil Class	H
Protection Classification	db
Zone	1
T Rating (Gas)	4
T Rating (Dust)	135
Solenoid Housing Material	Stainless Steel - Type 316L
Solenoid Seal Material	FKM
Solenoid Connection	M20 female conduit (integral junction box)
Certification	ATEX, cCSAus, IECEx, INMETRO, KC, NEPSI-CCC, PESO, TR-CU, TS OSHA

This spec sheet is intended for informational purposes only and while VERSA strives for accuracy, same does not constitute a warranty or guarantee, express or implied, regarding any products or services described herein. VERSA reserves the right to amend its product designs, details, specifications, and other information at any time without prior notice. VERSA also publishes information on its website at [VERSA-Valves.com](https://www.versa-valves.com) and information can be sought by contacting customer service at 201-843-2400 option 3, or emailing to [sales@versa-valves.com](mailto:sales@versa-valves.com).