



22 Spring Valley Rd.
Paramus, NJ 07652
(201) 843-2400
sales@versa-valves.com

Valve, 4-Way, Brass, 24VDC

VSG-4402-HC-D024




Image for reference only.
May not reflect actual product configuration.

© 2018 Versa Products Co., Inc.

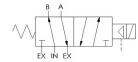



Image for reference only.
May not reflect actual product configuration.

© 2018 Versa Products Co., Inc.

Description

Versa V Series Directional Control Valve

The VERSA 1/2" brass V Series valves are suited for nearly all pneumatic directional control applications. The V Series is designed for trouble-

free performance even in the harshest environments. The integrity of design makes them adaptable to a maximum number of applications with a minimum number of components. This is possible through the modular approach to valve construction, which allows valve bodies and actuating devices to be interchanged end for end and valve for a valve in many cases. The modular approach to this valve design makes thousands of valve variations possible, allowing the customer to "build" his valve to fit his unique specifications.

Product Features

- Constructed of forged brass for long-lasting, corrosion-resistant strength. Functions without fail when exposed to mud, water, salt, grime, oils and chemicals
- Buna-N/nitrile rubber o-ring seals perform reliably with oil, fuel, and other chemicals over broad temperature range

Solenoid Features

- Solenoid coil connection: DIN Connector with PG9 cord grip

100% Leak Tested • 10-Year Warranty

Specifications

| | |
|----------------------------|--------------------------------|
| Actuation | Solenoid-Pilot Spring Return |
| Function | 4-way, 2-pos |
| Port Size | Body Ported, 3/8" NPT |
| Valve Pressure Range (PSI) | VAC-200 psi |
| Valve Pressure Range (BAR) | VAC-13.8 bar |
| Primary Flow | 3.4 Cv |
| Media | Air - Inert Gas, Natural Gas |
| Pilot Pressure Range (PSI) | 40-175 psi |
| Pilot Pressure Range (BAR) | 2.76-12.1 bar |
| Temperature Range (F) | -4°F to 104°F |
| Temperature Range (C) | -20°C to 40°C |
| Body & Internal Parts | Brass |
| Weight | 5.690000 |

Solenoid Specifications

| | |
|---------------------------|-------------------------------|
| Solenoid Description | GP - E Class HC Option |
| Voltage | 24 V DC \pm 10% (D024) |
| Power | 10 W |
| Inrush Current (mA) | 429 |
| Holding Current (mA) | 429 |
| Resistance Ω | 56 |
| Ingress Protection Rating | IP65 |
| Electrical Protection | Not applicable |
| Area Classification | General purpose |
| Coil Class | Std |
| Solenoid Housing Material | Engineered Polymer |
| Solenoid Seal Material | Buna |
| Solenoid Connection | Din Connector (PG9 cord grip) |

This spec sheet is intended for informational purposes only and while VERSA strives for accuracy, same does not constitute a warranty or guarantee, express or implied, regarding any products or services described herein. VERSA reserves the right to amend its product designs, details, specifications, and other information at any time without prior notice. VERSA also publishes information on its website at [VERSA-Valves.com](https://www.versa-valves.com) and information can be sought by contacting customer service at 201-843-2400 option 3, or emailing to sales@versa-valves.com.